



Laura  
Worthington

- T H E -

# Adorn

COLLECTION





FONT FAQ

HOW TO INSTALL YOUR FONT

You will receive your files as a zipped folder. For instructions on how to unzip your folder, visit [LauraWorthingtonType.com/faqs/](http://LauraWorthingtonType.com/faqs/).

Your font is available in two formats: TrueType Font file (.ttf) and OpenType Font file (.otf).

If you have a Mac® or newer Windows® computer, install the .otf file(s). If you have an older Windows computer, install the .ttf files. Install the font by double-clicking on the .ttf or .otf file. When the pop-up menu appears, click on Install font (Mac) or Install (Windows). Fonts may also be installed by dragging and dropping them into your system's font folder.

After installing your font, save a copy of the downloaded font files in a folder on your computer as a resource in case you want to re-install the font or transfer it to a new computer.

HOW TO INSERT SWASHES,  
ALTERNATES, AND ORNAMENTS

Some programs have a glyphs or symbol panel where the complete font including swashes and ornaments can be accessed and inserted directly. For programs that do not have a way to directly insert the swashes, the easiest method of putting in alternate swashes or symbols is by using either Character Map (Windows) or FontBook (Mac).

Character Map (Windows)

Character Map is a standard Windows utility and can be found in the Start Menu's accessories folder (Windows XP, Vista, 7) or in All Apps under Windows Accessories (Windows 8.1, 10). Character Map can also be found by searching for it by name.



---

Select your font from the drop-down menu. Character Map will show all available glyphs. To quickly find the swashes, change Group By to Unicode Subrange, and select Private Use Characters from the pop-up menu. Click on any swash and then copy and paste it into your document.

See the Character Map Video for a demonstration.

### FontBook (Mac)

Font Book is a standard Mac utility program and can be found in Finder under the Go menu under Applications. Once FontBook is open, go to the View menu and select Repertoire. Click on User in the left panel and then select the font name to see all available swashes in the font. Click on any swash and then copy and paste it into your document.

See the Font Book Video for a demonstration.

### LICENSING

Your font comes with a standard one-user license. This license covers one person with up to five workstations (laptop, desktop computer, etc.) connected to one printer or output device. For more

than one user and/or more than five workstations, please contact me at [help@lauraworthington.com](mailto:help@lauraworthington.com) for a multi-user license.

This font is available for both personal and commercial use. For details on licensing, please visit my FAQ page at [LauraWorthingtonType.com/faqs/](http://LauraWorthingtonType.com/faqs/).

### FONT SUPPORT

Visit my FAQ page at [LauraWorthingtonType.com/faqs/](http://LauraWorthingtonType.com/faqs/) for information on licensing, installation, and both general and software specific questions.

Contact me at [help@lauraworthington.com](mailto:help@lauraworthington.com) and I will be happy to answer any questions.

---



THE ADORN  
COLLECTION

SCRIPTS

Bouquet  
Coronet  
Garland  
Pomander

ORNAMENTATION

Catchwords  
Frames  
Banners  
Ornaments



THE ADORN  
COLLECTION

MONOGRAMS

Solo  
Duo  
Trio

DISPLAY

Sans Condensed  
Sans Expanded  
Copperplate  
Engraved  
(regular & expanded)  
Slab Serif  
(regular & bold)  
Serif  
Roman



# Adorn

by Laura Worthington




What can be more lovely than a wedding, an intimate invitation, a gift from the heart? One whose presentation uses the warm and welcoming family of typefaces,

ADORN. This ambitious undertaking by type designer Laura Worthington embraces those celebrations in life, be they small or momentous and provides fonts to enhance the beauty of what we use to communicate during these moments. With a modern and sometimes quirky twist on the staid, almost corporate look of formal invitations, this family of lettering typefaces arms designers with a breathtakingly large number of faces that work harmoniously, despite the distinctiveness of each. Even

larger and more multilayered than Worthington's award-winning Charcuterie, Adorn offers seven display fonts, four script designs, monograms, ornaments, illustrations, banners, frames, and catchwords.

Weddings and gift-giving have moved into a new era, one that is more personal and heartfelt, dispensing with formalities. Even the concept of "elegance" has morphed from something rigid and perfect in its stylishness to a lifestyle that might include mismatched china, roses in a misshapen handblown glass vase, and elements of nature strewn across our stationery. An elegant wedding can be set on a hill overlooking the ocean, not from a seaside mansion, but at a spot arrived at after tromping a mile through the forest. As we say farewell to cookie-cutter weddings and templated events, Adorn helps us kiss corporate-looking stationery goodbye.

Anyone in the business of helping others celebrate life—florists, menu designers, landscapers, caterers, tailors, event planners—will find fitting fonts in the Adorn collection. DIYers and designers will enjoy Adorn, too, for use in prints and drawings, quotes, invitations for gatherings, greeting cards, baby showers, gift cards, even wine bottles. 





## MONOGRAMS

The jewel in the crown of this collection may be the three monogram design styles: **ADORN SOLO** for one letter, **ADORN DUO** for a pair, and **ADORN TRIO** for the classic three-letter monogram. Simply type in the lowercase/uppercase letters and your monogram is finished. These monograms were carefully wrought: each combination of letters is a revelation of complex crafting, with no collisions or overlaps. Despite their intricacy and detail, these are not your grandmother's monograms. They are modern and bursting with personality. Worthington sketched them in pencil, then used a fountain pen for contrast and detail before digitization. Solo is fresh and airy; Duo is more calligraphic, blossoming before your eyes; Trio is denser, with the center letter carrying a hint of art nouveau. Graphic designers will have their own uses for these: DIYers will see a takeoff point for jewelry, cards, invitations, rubber stamps—an endless source for personalizing and elevating the everyday, the special gathering, or a handmade creation.

## CATCHWORDS, BANNERS, FRAMES, AND ORNAMENTS

Adorn offers four noteworthy “extra” fonts, though the creative professional will find them anything but superfluous: catchwords, banners, frames, and ornaments.

Twenty-one **ADORN CATCHWORDS**, all custom hand-lettered using a fountain pen calligraphic technique, provide a stunning way to display frequently used words, such as prepositions, to connect factual information or simply to bridge the gap between a lavish script and a hard-working display font.

Twenty **ADORN BANNERS**, each with a mirrored image left and right element, are available, with a customized center that can be expanded to encapsulate a message or heading of any width. Whether the design requires something sophisticated, flowery, or hand-drawn in appearance, or a structure that whispers in the background so the message itself is the star, Adorn Banners is marked by the same versatility as the rest of the collection.

**ADORN FRAMES** is a highly customizable set of elements offering a multitude of approaches to creating frames of any width, height, and style. Use it for corner elements, borders, or to make an actual frame. Adorn Frames features twenty corner elements and a set of nine top, bottom, and side pieces, along with a detailed description in the User's Guide on how to construct the frames. Sides pieces include scalloped edges and other options with personality, along with classic straight edges to form rectangles and squares.



In keeping with the spirit of the collection, **ADORN ORNAMENTS** gift the designer with one hundred thirty-eight unique ornamental illustrations. From works inspired by nature, to stunning wreaths, embellishments, rules, and iconic wedding symbols, Adorn Ornaments are meant to accompany the scripts, rather than restricting them to a theme. They dance from whimsical to modern to vintage looks, yet stay safely within the range of the spectrum that is appropriate for the style of the scripts.

## SCRIPT TYPEFACES

Adorn's script typefaces, using modern lettering with a cursive impression, are Coronet, Pomander, Garland, and Bouquet. Their common origins—the fountain pen and a singular design aesthetic—give them a cohesive look, one that carries the warmth of the human hand. They are strongly connected to what is personal, imperfect, and authentic, fulfilling today's yearning for a sense of the craftsperson behind what we use.

**ADORN CORONET'S** script face exemplifies the Adorn spirit of both modernizing and personalizing typefaces. It's crisp, angular, and straightforward: it adds a snappy yet subtle edginess, even a slight sense of masculinity, to a design. Less embellished, loose, and flowy and more condensed than many scripts,

including the other Adorn fonts, Adorn Coronet is even a bit closer to handwriting. With 268 swashes and alternates.

The script face, **ADORN POMANDER**, is a whimsical butterfly of a font: light and airy. We see the essence of those times when love is new, when our minds take flight with daydreams, and our days are bright and giddy. The uppercase letters, especially, break the rules of traditional classic calligraphy. With 390 swashes and alternates.

**ADORN GARLAND** is a script face that runs along a different, and somewhat “vintage” direction. Beautiful as it is, it works as more of a textural element than a headliner, a supporting actor rather than the leading role—though designers can make much of it on its own if they choose. It's not the bold statement: it's the subheading, the afterword, the reminder: “Wedding reception to follow.” With its slow, and gently deliberate style, and long entry and exit swashes, it can function as a long string, rule, or dividing line. Rather than deriving its strength from a heavy skeleton or structure, it uses its sense of contrast, its light touch upon the page, and its elongation to provide a visual break. With 234 swashes and alternates.

At the other end of the spectrum is the naiveté and giddiness of **ADORN BOUQUET**. If Adorn Engraved is the wedding



vow, Adorn Bouquet is the daydreamy doodles in the corner of the wedding to do list: it's the bachelorette party, or the baby shower. It wants to be "fancy," but its exuberance bursts through, spilling curlicues across the page. Adorn Bouquet is intentionally irregular, created with a practiced hand to communicate joy—uncontrolled and informal: the champagne bubbles, the tipsy speeches, the heartfelt poetry. There's nothing static about this font: The letters bounce along the baseline, with little tilts all askew, small and large counters, and exit swashes that bring some letters as close as two lovers or pull them as far apart as the sweep of an endless train on a bridal gown. With 240 swashes and alternates.

## ADORN SANS DISPLAY FONTS

### SANS CONDENSED

Of all the fonts in the Adorn Collection, Sans Condensed may be the most easily identified as bucking the template-derived wedding trend, given its modernity and informality. Created for weddings, gatherings, and pretty handmade items, it would be equally at home as a branding element of a startup or titling in movie credits. Brimming with whimsy and the eccentricities of the human touch, Condensed Sans also has contextual alternates with ambicase letters—a distinctive feature not usually found in display fonts.

### SANS EXPANDED

Like its sister font, Sans Expanded is a display font with warmth and hand wrought charm that works as an elegant replacement for formal type. Ideal for tasks such as making addresses, cards, and gift tags look handwritten, Sans Expanded's potential in the milieu of love and friendship is unlimited. But see it, too, as signage for a summer fruit stand or labels for the little shop around the corner. In contrast to Sans Condensed, the roughness was exaggerated so that its characteristics, when compressed, remain intact. Use Sans Expanded in a very small font size, loosely tracked, and its personality sings.

## ADORN SERIF DISPLAY FONTS

Adorn Serifs add weight to hold the scripts in check, just as the wedding ceremony is not merely the script's rose petals and tinkling glasses and kisses, but the serif's solemn vows and rings, as well. Adorn Copperplate, Engraved, and Serif include small caps to afford more variety in word shapes, making even these display fonts more readable in special settings.

Adorn's serif typefaces—Copperplate, Engraved, Serif, and Slab Serif—are more closely related to the highly defined models we're accustomed to seeing in classic fonts. A slab is a slab: a





copperplate is still a copperplate. Yet, Adorn's serif display fonts break free from the slick and overly polished stock. Leaning toward a handmade authenticity, they were originally drawn by hand, and Worthington accentuates their irregularities and organic look in her design choices.

**ADORN COPPERPLATE** has the sturdiness of the classic copperplates, and continues their rich traditional sense of practicality and familiarity—yet with a more modern take. Trendy on wedding invitations, they are all too often heavy-handed. Adorn Copperplate is pretty and structural at once, with tiny surprises poking out: a delicate leg here, a slim stroke there.

**ADORN ENGRAVED** and **ADORN ENGRAVED EXPANDED** are strongly reminiscent of formal invitations popular in the past. Still, the sweet tail of the Q and the irregular qualities of the lines bring it into the twenty-first century. Adorn Engraved Expanded, especially, accentuates the decorative look of the engraved font: the incisions within the stems and serifs allow the designer to use color to enliven them.

**ADORN SLAB SERIF** is available in Regular and Bold weights. Though these display fonts can also be used for body text, their uppercase mode shines, adding texture and style to a message. Adorn Slab Serifs are unique in the Adorn collection

in that they are all mono-weights. They are perhaps more masculine in style than many of the other typefaces, with a touch of “retro,”—an historic reference with a contemporary spin. The option to use both upper and lower cases also affords a practicality. Adorn Slab Serifs work beautifully when paired with the pizzazz of Adorn's cursive scripts.

## **ADORN ROMAN**

**ADORN ROMAN** is both a display and text typeface marked by its traditional calligraphic hand. Technically it is a humanist sans, with tapering stems and high contrast in its thicks and thins. It was created with a chisel-edged calligraphy pen, and even digitized it has the look of what a designer might create with a calligraphic tool. With more texture and character than you'd typically find in body text, it brings a softer, warmer look for small groupings of words. For weddings, this might be the description of the venue, or the directions to the reception. The lowercase adds a practicality to the collection with its ability to convey information without straining the eye.



# *Adorn Coronet*

Adorn Coronet's script face exemplifies the Adorn spirit of both modernizing and personalizing typefaces. It's crisp, angular, and straightforward; it adds a snappy yet subtle edginess, even a slight sense of masculinity, to a design. With 268 swashes and alternates.



*Hello  
Greetings  
and  
Salutations*

*A coronet is a small crown  
consisting of ornaments fixed on a metal  
ring, worn by a nobleman or a lady*

## *Font Specifications*

### ADORN CORONET

Part of the Adorn family of fonts

### CHARACTERS:

1070 characters

### FONT FILES:

1 OpenType (.otf) file and 1 TrueType (.ttf) file

### AVAILABLE:

[LauraWorthingtonType.com](http://LauraWorthingtonType.com)

### OPEN TYPE FAQ:

To access swashes, alternates, ornaments,  
and for any OpenType questions,  
go to [LauraWorthingtonType.com/faqs](http://LauraWorthingtonType.com/faqs)

### ORIGINAL RELEASE:

May 2014









## Swashes / Alternates

- *Swash Caps* A B C D E F G H I J K L  
m n o p q r s t u v w x y z

- *Standard Ligatures* ff tt

- *Titling* a b c d e f g h i j k l m n o p q r s t u x y z

- *Stylistic Alternates* r s x z

- ■ *Beginning Forms and Ending Forms* (see *Stylistic Sets*)

-  BEGINNING FORMS
-  ENDING FORMS
-  TITLING (TITL)
-  STYLISTIC ALTS (SALT)
-  SWASH (SWSH)
-  LIGATURES (LIGA)

## *Stylistic Sets*

*ca a a a a a A*

SS01 SS02 SS03 SS04 SS05 TITL SWSH

*b b b b b b b b b b b B*

SS01 SS02 SS03 SS04 SS05 SS06 SS07 SS08 SS09 SS10 TITL SWSH

*ce e e e e e C*

SS01 SS02 SS03 SS04 SS05 TITL SWSH

*cd d d d d d d d d d d d*

SS01 SS02 SS03 SS04 SS05 SS06 SS07 SS08 SS09 SS10 SS11 SS12

*d D*

TITL SWSH

ADORN CORONET · SWASHES/ALTERNATES

*ce* *o* *o* *es* *es* *e* *E*

SS01 SS02 SS03 SS04 SS05 TITL SWSH

*f* *P* *f* *f* *f* *f* *f* *f* *g* *G*

SS01 SS02 SS03 SS04 SS05 TITL LIGA SWSH TITL SWSH

*g* *g* *g* *g* *g* *I* *I* *I* *I* *I* *I* *I*

SS01 SS02 SS03 SS04 SS05 SS06 SS07 SS08 SS09 SS10 SS11 SS12

*h* *h* *h* *h* *h* *h* *h* *h* *h* *h* *h* *h*

SS01 SS02 SS03 SS04 SS05 SS06 SS07 SS08 SS09 SS10 SS11 SS12

*h* *h* *h* *H*

SS13 SS14 TITL SWSH

**■** BEGINNING FORMS    **■** ENDING FORMS    **■** TITLING (TITL)    **■** STYLISTIC ALTS (SALT)    **■** SWASH (SWSH)    **■** LIGATURES (LIGA)

ADORN CORONET · SWASHES/ALTERNATES

*ci* *i* *i* *is* *is* *i* *I*

SS01 SS02 SS03 SS04 SS05 TITL SWSH

*j* *J*

TITL SWSH

*ej* *j* *j* *je* *je* *J* *J* *J* *J* *J* *J* *J*

SS01 SS02 SS03 SS04 SS05 SS06 SS07 SS08 SS09 SS10 SS11 SS12

*ck* *ck* *ck* *k* *k* *ck*

SS01 SS02 SS03 SS04 SS05 SS06

*ck* *k* *k* *k* *k* *k* *k* *k* *k* *k* *K*

SS07 SS08 SS09 SS10 SS11 SS12 SS13 SS14 TITL SWSH

 BEGINNING FORMS

 ENDING FORMS

 TITLING (TITL)

 STYLISTIC ALTS (SALT)

 SWASH (SWSH)

 LIGATURES (LIGA)

ADORN CORONET · SWASHES/ALTERNATES

*d* *l* *l* *l* *l* *l* *l* *l* *l* *l* *l* *l* *l*

SS01 SS02 SS03 SS04 SS05 SS06 SS07 SS08 SS09 SS10 SS11 SS12

*P* *Q* *l* *L*

SS13 SS14 TITL SWSH

*m* *m* *m* *m* *m* *m* *m* *m* *m* *M*

SS01 SS02 SS03 SS04 SS05 SS06 SS07 SS08 TITL SWSH

*n* *n* *n* *n* *n* *n* *n* *n* *n* *N*

SS01 SS02 SS03 SS04 SS05 SS06 SS07 SS08 TITL SWSH

*o* *o* *o* *o* *O*

SS01 SS02 SS03 SS04 SWSH

**■** BEGINNING FORMS    **■** ENDING FORMS    **■** TITLING (TITL)    **■** STYLISTIC ALTS (SALT)    **■** SWASH (SWSH)    **■** LIGATURES (LIGA)



ADORN CORONET · SWASHES/ALTERNATES

  
SS01 SS02 SS03 SS04 SS05 SS06 SS07 SS08 SS09 SS10 SS11 SWSH

  
SS01 SS02 SS03 SS04 TITL SWSH

  
SS01 SS02 SS03 SS04 SS05 SS06 SS07 SALT TITL SWSH

  
SS01 SS02 SS03 SS04 SS05 SALT TITL SWSH

  
BEGINNING FORMS    ENDING FORMS    TITLING (TITL)    STYLISTIC ALTS (SALT)    SWASH (SWSH)    LIGATURES (LIGA)

ADORN CORONET · SWASHES/ALTERNATES

*c t t c t c* *J j T T t t t t* *tt*

SS01 SS02 SS03 SS04 SS05 SS06 SS07 SS08 SS09 SS10 TITL LIGA

*cu ou w u w u w* *y y u U* *J*

SS01 SS02 SS03 SS04 SS05 SS06 SS07 SS08 TITL SWSH SWSH

*cu ou J W*

SS01 SS02 SS03 SWSH

*cu ou W*

SS01 SS02 SWSH

■ BEGINNING FORMS   
 ■ ENDING FORMS   
 ■ TITLING (TITL)   
 ■ STYLISTIC ALTS (SALT)   
 ■ SWASH (SWSH)   
 ■ LIGATURES (LIGA)

ADORN CORONET · SWASHES/ALTERNATES

*cx ox v v v v x x x X*

SS01 SS02 SS03 SS04 SS05 SS06 SS07 SALT TITL SWSH

*cy oy y y y y Z Z Z Z Z Z*

SS01 SS02 SS03 SS04 SS05 SS06 SS07 SS08 SS09 SS10 SS11 SS12

*y Y*

TITL SWSH

*cy y y y y Z Z Z Z Z Z*

SS01 SS02 SS03 SS04 SS05 SS06 SS07 SS08 SS09 SS10 SS11 SS12

*Z Z Z*

SALT TITL SWSH

■ BEGINNING FORMS

■ ENDING FORMS

■ TITLING (TITL)

■ STYLISTIC ALTS (SALT)

■ SWASH (SWSH)

■ LIGATURES (LIGA)

To Frestoon  
Emblaze or  
embellish  
Array  
Ornament

To Frestoon  
Emblaze or  
embellish  
Array  
Ornament

■ SS09  
■ SS01  
■ SS06

■ SS03  
■ SS13  
■ SS11

■ SS02  
■ SS08  
■ SWASH

■ SS10  
■ SS05

Chopin's  
Nocturne  
for Piano Op. 9 No. 2  
in E-flat major



Chopin's  
Nocturne  
for Piano Op. 9 No. 2  
in E-flat major

■ STYLISTIC SET 09

■ SS 03

■ TITLING (TITL)

■ SS 01

■ SS 07

■ SWASH CAPS

■ SS 05

# Adorn Pomander

Adorn Pomander, is a whimsical butterfly of a font: light and airy. We see the essence of those times when love is new, when our minds take flight with daydreams, and our days are bright and giddy.

The uppercase letters, especially, break the rules of traditional classic calligraphy.

With 390 swashes and alternates.



Hello  
Greetings  
and  
Salutations

*Pomme d'ambre, ie. apple of  
amber, is a ball made of perfumes  
such as ambergris, musk, or civet*

## Font Specifications

### ADORN POMANDER

Part of the Adorn family of fonts

### CHARACTERS:

1429 characters

### FONT FILES:

1 OpenType (.otf) file and 1 TrueType (.ttf) file

### AVAILABLE:

[LauraWorthingtonType.com](http://LauraWorthingtonType.com)

### OPEN TYPE FAQ:

To access swashes, alternates, ornaments,  
and for any OpenType questions,  
go to [LauraWorthingtonType.com/faqs](http://LauraWorthingtonType.com/faqs)

### ORIGINAL RELEASE:

May 2014





## Basic & Extended Latin Characters

À Á Â Ã Ä Å Æ Ç È  
É Ê Ë Ì Í Î Ï Ñ Ò Ó Ô Õ Ö Ø  
Ù Ú Û Ü Ý Þ ß à á â ã ä å ç è é ê ë  
ì í î ï ð ñ ò ó ô õ ö ø ù ú û ü ý þ

à á â ã ä å ç è é ê ë ì í î ï ð ñ ò ó ô õ ö ø ù ú û ü ý þ





## Swashes/Alternates

- *Swash Caps* A B C D E F G  
H I J K L M N O P  
Q R S T U V W X Y Z
- 

- *Stylistic Alternates* r s t x z
- 

- *Ligatures* tt
- 

- ■ *Beginning & Ending Forms*

(see *Stylistic Sets*)

 BEGINNING  
FORMS

 ENDING  
FORMS

 STYLISTIC ALTS  
(SALT)

 SWASH  
(SWSH)

 LIGATURES  
(LIGA)

## *Stylistic Sets*

*ca ca d as a ad ad as as ad as A*

SS01 SS02 SS03 SS04 SS05 SS06 SS07 SS08 SS09 SS10 SS11 SWSH

*h h Ch Ch h h h h h h h h h*

SS01 SS02 SS03 SS04 SS05 SS06 SS07 SS08 SS09 SS10 SS11 SS12

*P h P Ch h h h h h h h h h B*

SS13 SS14 SS15 SS16 SS17 SS18 SS19 SS20 SWSH

*ca ca d as a ad ad as as ad as C*

SS01 SS02 SS03 SS04 SS05 SS06 SS07 SS08 SS09 SS10 SS11 SWSH



ADORN POMANDER · SWASHES/ALTERNATES

*d* *d* *d* *d* *d* *d* *d* *d* *d* *d* *d*  
 SS01 SS03 SS04 SS05 SS06 SS07 SS08 SS09 SS10 SS11 SS12

*d* *d* *d* *d* *d* *d* *d* *d* *d* *d* *d* *d* *d* *d* *d* *d* *d* *d*  
 SS13 SS14 SS15 SS16 SS17 SS18 SS19 SS20 SWSH

*e* *e* *e* *e* *e* *e* *e* *e* *e* *e* *e* *e*  
 SS01 SS02 SS03 SS04 SS05 SS06 SS07 SS08 SS09 SS10 SS11 SWSH

*f* *f* *f* *f* *f* *f* *f*  
 SS01 SS02 SS03 SS04 SS05 SS06 SWSH

*g* *g* *g* *g* *g* *g* *g* *g* *g* *g* *g* *g*  
 SS01 SS02 SS03 SS04 SS05 SS06 SS07 SS08 SS09 SS10 SS11 SS12

■ BEGINNING FORMS    ■ ENDING FORMS    ■ STYLISTIC ALTS (SALT)    ■ SWASH (SWSH)    ■ LIGATURES (LIGA)

ADORN POMANDER · SWASHES/ALTERNATES

*g* *g* *g* *g* *G*

SS13 SS14 SS15 SS16 SWSH

*h* *h* *Ch* *Ch* *h* *h* *h* *h* *h* *h* *h* *h* *h*

SS01 SS02 SS03 SS04 SS05 SS06 SS07 SS08 SS09 SS10 SS11 SS12

*h* *h* *h* *h* *h* *h* *h* *h* *h* *h* *h* *H*

SS13 SS14 SS15 SS16 SS17 SS18 SS19 SS20 SWSH

*i* *i* *i* *i* *I*

SS01 SS02 SS03 SS04 SWSH

*j* *j* *J* *J* *J* *J* *J* *J* *J* *J* *J* *J*

SS01 SS02 SS03 SS04 SS05 SS06 SS07 SS08 SS09 SS10 SS11 SS12

**BEGINNING FORMS**      **ENDING FORMS**      **STYLISTIC ALTS (SALT)**      **SWASH (SWSH)**      **LIGATURES (LIGA)**

j j j J

SS13 SS14 SS15 SWSH

k k k k k k k k k k k k

SS01 SS02 SS03 SS04 SS05 SS06 SS07 SS08 SS09 SS10 SS11 SS12

k k k k k k k k k k k k K

SS13 SS14 SS15 SS16 SS17 SS18 SS19 SS20 SWSH

l l l l l l l l l l l l

SS01 SS02 SS03 SS04 SS05 SS06 SS07 SS08 SS09 SS10 SS11 SS12

BEGINNING FORMS

ENDING FORMS

STYLISTIC ALTS (SALT)

SWASH (SWSH)

LIGATURES (LIGA)

ADORN POMANDER · SWASHES/ALTERNATES



SS13 SS14 SS15 SS16 SS17 SS18 SS19 SS20 SWSH



SS01 SS02 SS03 SS04 SS05 SS06 SS07 SS08 SS09 SS10 SS11 SS12



SS13 SS14 SS15 SWSH



SS01 SS02 SS03 SS04 SS05 SS06 SS07 SS08 SS09 SS10 SS11 SS12



SS13 SS14 SS15 SWSH

 BEGINNING FORMS

 ENDING FORMS

 STYLISTIC ALTS (SALT)

 SWASH (SWSH)

 LIGATURES (LIGA)

ADORN POMANDER · SWASHES/ALTERNATES

---

  
SS01 SS02 SS03 SS04 SS05 SS06 SS07 SS08 SS09 SS10 SS11 SWSH

  
SS01 SS02 SS03 SS04 SS05 SS06 SS07 SS08 SS09 SS10 SS11 SS12

  
SS13 SS14 SS15 SS16 SWSH

  
SS01 SS02 SS03 SS04 SS05 SS06 SWSH

 BEGINNING FORMS

 ENDING FORMS

 STYLISTIC ALTS (SALT)

 SWASH (SWSH)

 LIGATURES (LIGA)

ADORN POMANDER · SWASHES/ALTERNATES

SS01 SS02 SS03 SS04 SS05 SS06 SS07 SS08 SS09 SS10

SS11 SALT SWSH

SS01 SS02 SS03 SS04 SS05 SS06 SS07 SS08 SS09 SS11 SWSH SWSH

SS01 SS02 SS03 SS04 SS05 SS06 SS07 SS08 SS09 SS10 SALT LIGA

SS01 SS02 SS03 SS04 SS05 SS06 SS07 SS08 SS09 SS10 SS11 SWSH

 BEGINNING FORMS

 ENDING FORMS

 STYLISTIC ALTS (SALT)

 SWASH (SWSH)

 LIGATURES (LIGA)



ADORN POMANDER · SWASHES/ALTERNATES



SS01 SS02 SS03 SS04 SS05 SS06 SS07 SWSH



SS01 SS02 SS03 SS04 SS05 SS06 SS07 SS08 SS09 SS10 SWSH



SS01 SS02 SS03 SS04 SS05 SS06 SS07 SS08 SS09 SS10 SS11 SS12



SS13 SS14 SALT SWSH

 BEGINNING FORMS

 ENDING FORMS

 STYLISTIC ALTS (SALT)

 SWASH (SWSH)

 LIGATURES (LIGA)

ADORN POMANDER · SWASHES/ALTERNATES



SS01 SS02 SS03 SS04 SS05 SS06 SS07 SS08 SS09 SS10 SS11 SS12



SS13 SS14 SS15 SS16 SS17 SWSH



SS01 SS02 SS03 SS04 SS05 SS06 SS07 SS08 SS09 SS10 SS11 SS12



SS13 SS14 SS15 SS16 SS17 SWSH

 BEGINNING FORMS

 ENDING FORMS

 STYLISTIC ALTS (SALT)

 SWASH (SWSH)

 LIGATURES (LIGA)

to Festoon  
Emblaze or  
embellish  
Array  
Ornament

to Festoon  
Emblaze or  
embellish  
Array  
Ornament

■ SS15  
■ SS09  
■ SS06

■ SS03  
■ SS11

■ SS05  
■ SS07  
■ SWASH

■ BEGINNING FORM/SS02  
■ STYLISTIC ALTERNATES

The  
West Brougham  
Gazetteer

The  
West Brougham  
Gazetteer

■ SS10

■ SS09

■ LIGATURES

■ SS04

■ SS08

■ SS06

■ SWASH

■ ENDING FORM/SS04

# Adorn Garland

Adorn Garland is a script face that runs along a different, and somewhat “vintage” direction. Beautiful as it is, it works as more of a textural element than a headliner, a supporting actor rather than the leading role—though designers can make much of it on its own if they choose. It’s not the bold statement; it’s the subheading, the afterword, the reminder: “Wedding reception to follow.” With its slow, and gently deliberate style, and long entry and exit swashes, it can function as a long string, rule, or dividing line. Rather than deriving its strength from a heavy skeleton or structure, it uses its sense of contrast, its light touch upon the page, and its elongation to provide a visual break. With 234 swashes and alternates.



# Hello Greetings and Salutations

...she was considering  
in her own mind (as  
well as she could, for the  
hot day made her feel very sleepy  
and stupid), whether the pleasure  
of making a daisy chain would  
be worth the trouble of getting  
up and picking the daisies,  
when suddenly a White Rabbit  
with pink eyes ran close by her

## Font Specifications

### ADORN GARLAND

Part of the Adorn family of fonts

### CHARACTERS:

1018 characters

### FONT FILES:

1 OpenType (.otf) file and 1 TrueType (.ttf) file

### AVAILABLE:

[LauraWorthingtonType.com](http://LauraWorthingtonType.com)

### OPEN TYPE FAQ:

To access swashes, alternates, ornaments,  
and for any OpenType questions,  
go to [LauraWorthingtonType.com/faqs](http://LauraWorthingtonType.com/faqs)

### ORIGINAL RELEASE:

May 2014







# Basic & Extended Latin Characters

À Á Â Ã Ä Å Ā Ă Ą Ą Ą Ć Ć Ć Ď Ď  
È É Ê Ë Ē Ě Ę Ę Ę Ę Ę Ę Ę Ę Ę Ę Ę Ę Ę  
Ń Ņ Ò Ó Ô Õ Ö Ī Ĭ Ĭ Ĭ Ĭ Ĭ Ĭ Ĭ Ĭ Ĭ Ĭ Ĭ Ĭ Ĭ  
Ŧ ù ú û ü ū ū ū ū ū ū ū ū ū ū ū ū ū  
à á â ã ä å ā ă ą ą ą ą ą ą ą ą ą ą ą ą ą ą  
è é ê ë ē ě ę ę ę ę ę ę ę ę ę ę ę ę ę ę  
ö õ ö ő í ě ś ŝ ŝ ŝ ß ʈ ʈ ù ú û ü ū  
Û ū ū ū ŷ ŷ ŷ ŷ ʒ ʒ ʒ ʒ

## *Swashes/Alternates*

■ *Stylistic Alternates* a b c d e f g  
h i j k l m n o p q r s t u v w x y z

---

■ *Titling* a b c d e f g h i j k l m n  
o p q r s t u v w x y z

---

■ ■ *Beginning Forms & Ending Forms*  
(see *Stylistic Sets*)

■ BEGINNING  
FORMS

■ ENDING  
FORMS

■ STYLISTIC ALTS  
(SALT)

■ TITLING  
(TITL)

# Stylistic Sets

SS01

SS02

SS03

SS04

SS05

SS06

TITL

SALT

SS01

SS02

SS03

SS04

SS05

SS06

SS07

SS08

TITL

SALT

ADORN GARLAND · SWASHES/ALTERNATES

---



SS01



SS02



SS03



SS04



SS05



SS06



TITL



SALT

---



SS01



SS02



SS03



SS04



SS05



SS06



SS07



SS08



TITL



SALT

---



SS01



SS02



SS03



SS04



SS05



SS06



TITL



SALT

 BEGINNING  
FORMS

 ENDING  
FORMS

 STYLISTIC ALTS  
(SALT)

 TITLING  
(TITL)

ADORN GARLAND · SWASHES/ALTERNATES

SS01

SS02

SS03

SS04

SS05

SS06

TITL

SALT

SS01

SS02

SS03

SS04

SS05

SS06

SS07

SS08

SS09

TITL

SALT

SS01

SS02

SS03

SS04

SS05

SS06

 BEGINNING  
FORMS

 ENDING  
FORMS

 STYLISTIC ALTS  
(SALT)

 TITLING  
(TITL)

ADORN GARLAND · SWASHES/ALTERNATES

---

*h*

SS01

*h*

SS02

*h*

SS03

*h*

SS04

*i*

SS01

*i*

SS02

*ci*

SS03

*i*

SS04

*i*

SS05

*is*

SS06

*i*

TITL

*i*

SALT

*j*

SS01

*j*

SS02

*cj*

SS03

*J*

SS04

*J*

SS05

*J*

SS06

*j*

SS07

*j*

SS08

*j*

TITL

*j*

SALT

 BEGINNING  
FORMS

 ENDING  
FORMS

 STYLISTIC ALTS  
(SALT)

 TITLING  
(TITL)

ADORN GARLAND · SWASHES/ALTERNATES

*k*

SS01

*k*

SS02

*ck*

SS03

*k*

SS04

*k*

SS05

*k*

SS06

*k*

SS07

*k*

SS08

*k*

TITL

*k*

SALT

*l*

SS01

*l*

SS02

*cl*

SS03

*l*

SS04

*l*

SS05

*l*

SS06

*l*

SS07

*l*

SS08

*l*

SS09

*l*

TITL

*l*

SALT

*m*

SS01

*m*

SS02

*cm*

SS03

*m*

SS04

*m*

SS05

*m*

SS06

 BEGINNING  
FORMS

 ENDING  
FORMS

 STYLISTIC ALTS  
(SALT)

 TITLING  
(TITL)



ADORN GARLAND · SWASHES/ALTERNATES

---

*m*

*m*

TITL

SALT

---

*SS01*

*SS02*

*SS03*

*SS04*

*SS05*

*SS06*

SS01

SS02

SS03

SS04

SS05

SS06

*n*

*n*

TITL

SALT

---

*SS01*

*SS02*

*SS03*

*SS04*

*SS05*

*SS06*

SS01

SS02

SS03

SS04

SS05

SS06

*o*

*o*

TITL

SALT

 BEGINNING  
FORMS

 ENDING  
FORMS

 STYLISTIC ALTS  
(SALT)

 TITLING  
(TITL)

---





ADORN GARLAND · SWASHES/ALTERNATES

---



SS01



SS02



SS03



SS04



SS05



SS06



SS07



SS08



SS09



TITL



SALT



SS01



SS02



SS03



SS04



SS05



SS06



TITL



SALT



SS01



SS02



SS03



SS04



SS05



SS06

 BEGINNING  
FORMS

 ENDING  
FORMS

 STYLISTIC ALTS  
(SALT)

 TITLING  
(TITL)

ADORN GARLAND · SWASHES/ALTERNATES

---

*l*

*l*

TITL

SALT

---

*l*

*l*

*l*

*l*

*l*

*l*

SS01

SS02

SS03

SS04

SS05

SS06

*l*

*l*

TITL

SALT

---

*t*

*t*

*t*

*t*

*t*

*t*

SS01

SS02

SS03

SS04

SS05

SS06

*t*

*t*

TITL

SALT

 BEGINNING  
FORMS

 ENDING  
FORMS

 STYLISTIC ALTS  
(SALT)

 TITLING  
(TITL)

ADORN GARLAND · SWASHES/ALTERNATES

---



SS01



SS02



SS03



SS04



SS05



SS06



TITL



SALT



SS01



SS02



SS03



SS04



SS05



SS06



TITL



SALT



SS01



SS02



SS03



SS04



SS05



SS06



 BEGINNING  
FORMS

 ENDING  
FORMS

 STYLISTIC ALTS  
(SALT)

 TITLING  
(TITL)

ADORN GARLAND · SWASHES/ALTERNATES



SS01



SS02



SS03



SS04



SS05



SS06



TITL



SALT



SS01



SS02



SS03



SS04



SS05



SS06



SS07



SS08



SS09



TITL



SALT



SS01



SS02



SS03



SS04



SS05



SS06



SS07



SS08



SS09



TITL



SALT

 BEGINNING FORMS

 ENDING FORMS

 STYLISTIC ALTS (SALT)

 TITLING (TITL)



to Festoon  
Emblaze or  
embellish  
Array  
Ornament

to Festoon  
Emblaze or  
embellish  
Array  
Ornament

■ SS01

■ SS04

■ SS02

■ SS05

■ SS06

■ STYLISTIC ALTERNATES



Harvey

l.o.v.e.s

Simone

Harvey  
loves  
Simone

■ SS07

■ TITLING

■ STYLISTIC ALTERNATES

# Adorn Bouquet

Adorn Bouquet is the daydreamy doodles in the corner of the wedding to do list; it's the bachelorette party, or the baby shower. It wants to be "fancy," but its exuberance bursts through, spilling curlicues across the page. Adorn Bouquet is intentionally irregular, created with a practiced hand to communicate joy—uncontrolled and informal: the champagne bubbles, the tipsy speeches, the heartfelt poetry. There's nothing static about this font: The letters bounce along the baseline, with little tilts all askew, small and large counters, and exit swashes that bring some letters as close as two lovers or pull them as far apart as the sweep of an endless train on a bridal gown. With 240 swashes and alternates.





Hello  
Greetings  
and  
Salutations

Wine flowers fruit cookie  
herbs spiritual bouquet of circles

## Font Specifications

### ADORN BOUQUET

Part of the Adorn family of fonts

### CHARACTERS:

1007 characters

### FONT FILES:

1 OpenType (.otf) file and 1 TrueType (.ttf) file

### AVAILABLE:

[LauraWorthingtonType.com](http://LauraWorthingtonType.com)

### OPENTYPE FAQ:

To access swashes, alternates, ornaments,  
and for any OpenType questions,  
go to [LauraWorthingtonType.com/faqs](http://LauraWorthingtonType.com/faqs)

### ORIGINAL RELEASE:

May 2014







# Swashes/Alternates

## ■ Ligatures tt

## ■ ■ Beginning Forms & Ending Forms (see Stylistic Sets)

## ■ // Uncategorized Forms/Contextual Alternates

o / a b c d e h i j k l m n o p q r s t u v w x r s s x z

TURN ON CONTEXTUAL ALTERNATES SETTING  
TO ACTIVATE ALTERNATE BEGINNING/ENDING, & STANDALONE FORMS

tab a star; o.p.w. julep and oj mix

tab a star; o.p.w. julep and oj mix

## Stylistic Sets

ca a as aD azo aZ a

SS01 SS02 SS03 SS04 SS05 SS06 //

b b b b b b b b b

SS01 SS02 SS03 SS04 SS05 SS06 SS07 SS08 //

cc c c c c c c

SS01 SS02 SS03 SS04 SS05 SS06 //

cd d d d d d d d d d ds dD

SS01 SS02 SS03 SS04 SS05 SS06 SS07 SS08 SS09 SS10 SS11 SS12

ds dZ d

SS13 SS14 //



BEGINNING  
FORMS



ENDING  
FORMS



LIGATURES  
(LIGA)

// CONTEXTUAL  
ALTERNATE



ADORN BOUQUET · SWASHES/ALTERNATES

*ce* *e* *e* *e* *e* *e*

SS01 SS02 SS03 SS04 SS05 //

*f* *f* *f* *f* *f* *f* *f*

SS01 SS02 SS03 SS04 SS05 SS06 SS07

*g* *g* *g* *g* *g* *g* *g* *g*

SS01 SS02 SS03 SS04 SS05 SS06 SS07 SS08

*ch* *h* *h* *h* *h* *h* *h* *h* *h* *h* *h* *h*

SS01 SS02 SS03 SS04 SS05 SS06 SS07 SS08 SS09 SS10 SS11 SS12

 BEGINNING  
FORMS

 ENDING  
FORMS

 LIGATURES  
(LIGA)

// CONTEXTUAL  
ALTERNATE



ADORN BOUQUET · SWASHES/ALTERNATES

---

h h h h h h

SS13 SS14 SS15 SS16 SS17 //

---

i i i i i i i

SS01 SS02 SS03 SS04 SS05 SS06 //

---

j j j j j j j j

SS01 SS02 SS03 SS04 SS05 SS06 SS07 //

---

k k k k k k k k k k k

SS01 SS02 SS03 SS04 SS05 SS06 SS07 SS08 SS09 SS10 SS11 SS12

---

k k k

SS13 SS14 //

■ BEGINNING FORMS

■ ENDING FORMS

■ LIGATURES (LIGA)

// CONTEXTUAL ALTERNATE

---

ADORN BOUQUET · SWASHES/ALTERNATES



SS01 SS02 SS03 SS04 SS05 SS06 SS07 SS08 SS09 SS10 SS11 SS12



SS13 SS14 //



SS01 SS02 SS03 SS04 SS05 SS06 SS07 SS08 SS09 SS10 //



SS01 SS02 SS03 SS04 SS05 SS06 SS07 SS08 SS09 SS10 //



SS01 SS02 SS03 SS04 // BEGINNING FORMS // ENDING FORMS LIGATURES (LIGA) // CONTEXTUAL ALTERNATE



ADORN BOUQUET · SWASHES/ALTERNATES



SS01 SS02 SS03 SS04 SS05 SS06 SS07 SS08 SS09 SS10 //



SS01 SS02 SS03 //



SS01 SS02 SS03 SS04 SS05 SS06 SS07 SS08 SS09 // //



SS01 SS02 SS03 SS04 SS05 SS06 // //



BEGINNING FORMS



ENDING FORMS



LIGATURES (LIGA)

// CONTEXTUAL ALTERNATE



ADORN BOUQUET · SWASHES/ALTERNATES

---

*et t ts tso tsoo t t t tt*

SS01 SS02 SS03 SS04 SS05 SS06 SS07 // LIGA

---

*eu ou u us uo uoo u*

SS01 SS02 SS03 SS04 SS05 SS06 SS07 //

---

*ev ov v v v*

SS01 SS02 SS03 SS04 //

---

*ew ow w*

SS01 SS02 //

---



BEGINNING  
FORMS



ENDING  
FORMS



LIGATURES  
(LIGA)

// CONTEXTUAL  
ALTERNATE

---



ADORN BOUQUET · SWASHES/ALTERNATES

---

*cx* *x* *x* *x* *x* *x* *x* *x* *x* *x*

SS01 SS02 SS03 SS04 SS05 SS06 SS07 SS08 // //

---

*cy* *y* *y* *y* *y* *y* *y* *y* *y* *y*

SS01 SS02 SS03 SS04 SS05 SS06 SS07 SS08 SS09 SS10

---

*z* *z* *z* *z* *z* *z* *z* *z* *z* *z*

SS01 SS02 SS03 SS04 SS05 SS06 SS07 SS08 SS09 //

 BEGINNING  
FORMS

 ENDING  
FORMS

 LIGATURES  
(LIGA)

// CONTEXTUAL  
ALTERNATE

---

to Festoon  
Emblaze or  
embellish  
Array  
Ornament

to Festoon  
Emblaze or  
embellish  
Array  
Ornament

SS13

SS08

// CONTEXTUAL ALTERNATES //

SS06

SS02

SS03

SS04



Daydream  
Believer

Daydream  
Believer

■ SS03

■ SS06

■ SS08

■ SS09

# ADORN SANS CONDENSED

Of all the fonts in the Adorn Collection, Sans Condensed may be the most easily identified as bucking the template-derived wedding trend, given its modernity and informality. Created for weddings, gatherings, and pretty handmade items, it would be equally at home as a branding element of a startup or titling in movie credits. Brimming with whimsy and the eccentricities of the human touch, Condensed Sans also has contextual alternates with ambicase letters—a distinctive feature not usually found in display fonts.



HELLO  
GREETINGS  
—AND—  
SALUTATIONS  
BRIMMING WITH  
WHIMSY AND THE  
ECCENTRICITIES OF THE HUMAN TOUCH

## FONT SPECIFICATIONS

### ADORN SANS CONDENSED

Part of the Adorn family of fonts

### CHARACTERS:

358 characters

### FONT FILES:

1 OpenType (.otf) file and 1 TrueType (.ttf) file

### AVAILABLE:

[LauraWorthingtonType.com](http://LauraWorthingtonType.com)

### OPENTYPE FAQ:

To access swashes, alternates, ornaments,  
and for any OpenType questions,  
go to [LauraWorthingtonType.com/faqs](http://LauraWorthingtonType.com/faqs)

### ORIGINAL RELEASE:

May 2014







# BASIC & EXTENDED LATIN CHARACTERS

À Á Â Ã Ä Å Æ Ā Ą

Ç Ć Ĉ Ċ Ď È É Ê Ë Ē Ę Ē

Ì Í Î Ï Ī Ĵ Ľ Ń Ñ Ň Ò Ó Ô Õ Ö Ò Ő

Ø Œ Ŕ Ŗ Ś Ŝ Ṭ Ṭ Ù Ú Û Ü

Ů Ű Ū Ŭ Ý Ÿ Ž ž Ž þ ß þ ð



■ **STYLISTIC ALTERNATES**  
(STANDARD LATIN ALPHABET)

A B K P R

a e f i m n r t u w

# ALPHABET

A A a

B B

C

D

E e

F f

G

H

I i

J

K K

L

M m

N n

O

P P

Q

R R r

S

T

U

V

W

X

t

u

w

Y

Z

to festoon

EMBLAZE or  
embellish

array

ORNAMENT

to festoon

EMBLAZE or  
embellish

array

ORNAMENT

■ STYLISTIC ALTERNATES



AMBICASE  
BOOKS

NEW · USED · RARE · SPECIALTY

AMBICASE  
BOOKS

NEW · USED · RARE · SPECIALTY

■ STYLISTIC ALTERNATES



# ADORN SANS EXPANDED

Sans Expanded is a display font with warmth and handwrought charm that works as an elegant replacement for formal type. Ideal for tasks such as making addresses, cards, and gift tags look handwritten, Sans Expanded's potential in the milieu of love and friendship is unlimited. But see it, too, as signage for a summer fruit stand or labels for the little shop around the corner. In contrast to Sans Condensed, the roughness was exaggerated so that its characteristics, when compressed, remain intact. Use Sans Expanded in a very small font size, loosely tracked, and its personality sings.

HELLO  
GREETINGS  
-AND-  
SALUTATIONS

SANS EXPANDED IS A DISPLAY  
FONT WITH WARMTH AND HAND  
WROUGHT CHARM THAT WORKS  
AS AN ELEGANT REPLACEMENT FOR  
FORMAL TYPE. IDEAL FOR TASKS SUCH  
AS MAKING ADDRESSES, CARDS AND  
GIFT TAGS LOOK HANDWRITTEN

## FONT SPECIFICATIONS

### ADORN SANS EXPANDED

Part of the Adorn family of fonts

### CHARACTERS:

204 characters

### FONT FILES:

1 OpenType (.otf) file and 1 TrueType (.ttf) file

### AVAILABLE:

[LauraWorthingtonType.com](http://LauraWorthingtonType.com)

### OPENTYPE FAQ:

To access swashes, alternates, ornaments,  
and for any OpenType questions,  
go to [LauraWorthingtonType.com/faqs](http://LauraWorthingtonType.com/faqs)

### ORIGINAL RELEASE:

May 2014



# STANDARD CHARACTERS

A B C D E F G H I J K  
L M N O P Q R S T U V W X Y Z  
0 1 2 3 4 5 6 7 8 9 1 2 3 1/4 1/2 3/4  
! " # \$ % & ' ( ) \* , - . / : ; < > ? @ [ \ ] ^ \_ { | } ~ ¡  
« » ¿ — — ‘ ’ , “ ” „ † ‡ • … ‹ › ¤ £ ¥ € f

## OTHER CHARACTERS

˘ ˙ ˚ ˛ ˜ ˝ ˞ ˟ ˠ ˡ ˢ ˣ ˤ ˥ ˦ ˧ ˨ ˩ ˪ ˫ ˬ ˭ ˮ ˯ ˰ ˱ ˲ ˳ ˴ ˵ ˶ ˷ ˸ ˹ ˺ ˻ ˼ ˽ ˾ ˿  
§ ¤ ¤ / © ® ™ ‰ ◊ Δ ∫ ,

# BASIC & EXTENDED LATIN CHARACTERS

À Á Â Ã Ä Å Æ Ā Ă Ȧ Æ

Ç Ć Ĉ Ċ Ď Đ È É Ê Ë Ē Ĕ Ė Ě Ę Ē Þ

Ì Í Î Ï Ī Ĭ Ĺ Ł Ń Ņ Ň Ò Ó Ô Õ Ö Õ Ö Õ

Ø Œ Ŕ Ŗ Ś Ŝ Ş Ţ Ť Ù Ú Û Ü

Ŭ Ů Ű Ų Ÿ Ź Ż Ź ß þ ð

TO FESTOON

EMBLAZE OR EMBELLISH

ARRAY

ORNAMENT

# ADORN COPPERPLATE

Adorn Copperplate has the sturdiness of the classic copperplates, and continues their rich traditional sense of practicality and familiarity—yet with a more modern take. Trendy on wedding invitations, they are all too often heavy-handed. Adorn Copperplate is pretty and structural at once, with tiny surprises poking out: a delicate leg here, a slim stroke there.



HELLO  
GREETINGS  
-AND-  
SALUTATIONS

ORIGINALLY DESIGNED BY

FREDERIC GOUDY, COPPERPLATE IS

REMINISCENT OF STONE CARVING

AND THE VICTORIAN ERA

## FONT SPECIFICATIONS

### ADORN COPPERPLATE

Part of the Adorn family of fonts

### CHARACTERS:

294 characters

### FONT FILES:

1 OpenType (.otf) file and 1 TrueType (.ttf) file

### AVAILABLE:

[LauraWorthingtonType.com](http://LauraWorthingtonType.com)

### OPENTYPE FAQ:

To access swashes, alternates, ornaments,  
and for any OpenType questions,  
go to [LauraWorthingtonType.com/faqs](http://LauraWorthingtonType.com/faqs)

### ORIGINAL RELEASE:

May 2014







# BASIC & EXTENDED LATIN CHARACTERS

À Á Â Ã Ä Å Ā Ă Ȧ Æ  
Ç Ć Ĉ Ď Đ È É Ê Ë Ě Ę  
Ì Í Î Ï Ĭ Ĺ Ł Ń Ņ Ň Ò Ó Ô Õ Ö Ő Ő  
Ø Œ Ŕ Ŗ Ś Š Ŝ Ṭ Ṭ Ù Ú Û Ü  
Ŭ Ū Ŭ Ů Ÿ Ÿ Ž ž Ž Ɔ Ɔ

À Á Â Ã Ä Å Ā Ă Ȧ Æ Ç Ć Ĉ Ď È É Ê Ë Ě Ę Ì Í Î Ï Ĭ  
Ĺ Ł Ń Ņ Ň Ò Ó Ô Õ Ö Ő Ő Ø Œ Ŕ Ŗ Ś Š Ŝ Ṭ Ṭ  
Ù Ú Û Ü Ŭ Ū Ŭ Ů Ÿ Ÿ Ž ž Ž Ɔ Ɔ



TO FESTOON

EMBLAZE OR EMBELLISH

ARRAY

ORNAMENT

# ADORN ENGRAVED REGULAR

Adorn Engraved is strongly reminiscent of formal invitations popular in the past. Still, the sweet tail of the Q and the irregular qualities of the lines bring it into the twenty-first century and accentuates the decorative look of the engraved font; the incisions within the stems and serifs allow the designer to use color to enliven them.



HELLO  
GREETINGS  
-AND-  
SALUTATIONS

ENGRAVED TYPEFACES, KNOWN  
FOR THEIR FORMAL AESTHETIC  
ARE MOST COMMONLY USED IN  
STATIONERY & SOCIAL PRINTING

## FONT SPECIFICATIONS

### ADORN ENGRAVED REGULAR

Part of the Adorn family of fonts

### CHARACTERS:

1429 characters per weight

### FONT FILES:

1 OpenType (.otf) file and 1 TrueType (.ttf) file

### AVAILABLE:

[LauraWorthingtonType.com](http://LauraWorthingtonType.com)

### OPEN TYPE FAQ:

To access swashes, alternates, ornaments,  
and for any OpenType questions,  
go to [LauraWorthingtonType.com/faqs](http://LauraWorthingtonType.com/faqs)

### ORIGINAL RELEASE:

May 2014





# BASIC & EXTENDED LATIN CHARACTERS

À Á Â Ã Ä Å Æ Ā Ṃ  
Ç Ć ć Ď Đ È É Ê Ë Ĕ Ė Ē  
Ì Í Î Ï Ī Ĭ Ĺ Ł Ń Ñ Ň Ò Ó Ô Õ Ö Ő Ő  
Ø Œ Ŕ Ŗ Ś Š Ṣ Ṭ Ṫ Ù Ú Û Ü  
Ŭ Ū Ŭ Ů Ý Ÿ Ž ž Ž Ɔ Ɔ

À Á Â Ã Ä Å Æ Ā Ṃ Ç Ć ć Ď È É Ê Ë Ĕ Ė Ē Ì Í Î Ï Ī Ĭ  
Ĺ Ł Ł Ń Ñ Ň Ò Ó Ô Õ Ö Ő Ő Ø Œ Ŕ Ŗ Ś Š Ṣ Ṭ Ṫ Ù Ú Û Ü  
Ŭ Ū Ŭ Ů Ý Ÿ Ž ž Ž Ɔ Ɔ



TO FESTOON

EMBLAZE OR EMBELLISH

ARRAY

ORNAMENT

# ADORN ENGRAVED EXPANDED

Adorn Engraved Expanded is strongly reminiscent of formal invitations popular in the past. Still, the sweet tail of the Q and the irregular qualities of the lines bring it into the twenty-first century and accentuates the decorative look of the engraved font; the incisions within the stems and serifs allow the designer to use color to enliven them.





HELLO  
GREETINGS  
-AND-  
SALUTATIONS

ENGRAVED TYPEFACES, KNOWN  
FOR THEIR FORMAL AESTHETIC  
ARE MOST COMMONLY USED IN  
STATIONERY & SOCIAL PRINTING

## FONT SPECIFICATIONS

### ADORN ENGRAVED EXPANDED

Part of the Adorn family of fonts

### CHARACTERS:

294 characters per weight

### FONT FILES:

1 OpenType (.otf) file and 1 TrueType (.ttf) file

### AVAILABLE:

[LauraWorthingtonType.com](http://LauraWorthingtonType.com)

### OPENTYPE FAQ:

To access swashes, alternates, ornaments,  
and for any OpenType questions,  
go to [LauraWorthingtonType.com/faqs](http://LauraWorthingtonType.com/faqs)

### ORIGINAL RELEASE:

May 2014





# BASIC & EXTENDED LATIN CHARACTERS

À Á Â Ã Ä Å Ā Ă Ạ Æ  
Ç Ć Ĉ Ċ Ď Ę È É Ê Ë Ē Ĕ Ė Ĩ Í Î Ï  
Ī Ĳ Ĺ Ľ Ń Ņ ņ Ò Ó Ô Õ Ö Ő Ő  
Ø Œ Ŕ Ŗ Ś Ŝ Ź Ź Ź Ź Ź  
Ů Ű Ų Ŵ Ŷ Ÿ Ź Ź Ź Ɔ

À Á Â Ã Ä Å Ā Ă Ạ Æ Ç Ć Ĉ Ċ Ď Ę È É Ê Ë Ē Ĕ Ė Ĩ Í Î Ï Ī Ĳ  
Ĺ Ľ Ĺ Ľ Ń Ņ ņ Ò Ó Ô Õ Ö Ő Ő Ø Œ Ŕ Ŗ Ś Ŝ Ź Ź Ź Ɔ Ɔ Ɔ



TO FESTOON

EMBLAZE OR EMBELLISH

ARRAY

ORNAMENT

# Adorn Slab Serif

## REGULAR

Adorn Slab Serif is available in Regular and Bold weights. Though these display fonts can also be used for body text, their uppercase mode shines, adding texture and style to a message. Adorn Slab Serifs are unique in the Adorn collection in that they are all mono-weights. They are perhaps more masculine in style than many of the other typefaces, with a touch of “retro,”—an historic reference with a contemporary spin. The option to use both upper and lower cases also affords a practicality.

Hello

Greetings  
and

SALUTATIONS

EST. early 1800s

slab serif fonts are also  
called mechanistic,  
square serif or Egyptian

## Font Specifications

### ADORN SLAB SERIF REGULAR

Part of the Adorn family of fonts

### CHARACTERS:

294 characters per weight

### FONT FILES:

1 OpenType (.otf) file and 1 TrueType (.ttf) file

### AVAILABLE:

[LauraWorthingtonType.com](http://LauraWorthingtonType.com)

### OPENTYPE FAQ:

To access swashes, alternates, ornaments,  
and for any OpenType questions,  
go to [LauraWorthingtonType.com/faqs](http://LauraWorthingtonType.com/faqs)

### ORIGINAL RELEASE:

May 2014



## Standard Characters

A B C D E F G H I J K L M N

O P Q R S T U V W X Y Z

a b c d e f g h i j k l m n o p q r s t u v w x y z

0 1 2 3 4 5 6 7 8 9 <sup>1</sup> <sup>2</sup> <sup>3</sup> <sup>1</sup>/<sub>4</sub> <sup>1</sup>/<sub>2</sub> <sup>3</sup>/<sub>4</sub>

! " # \$ % & ' ( ) \* , - . / : ; < > ? @ [ \ ] ^ \_ { | } ~ ¡ « » ¿

– — ‘ ’ , “ ” „ † ‡ • … ‹ › ¤ £ ¥ € f

### OTHER CHARACTERS

˘ ˙ ˚ ˛ ˇ ˜ ˝ ˞ ˟ ˠ ˡ ˢ ˣ ˤ ˥ ˦ ˧ ˨ ˩ ˪ ˫ ˬ ˭ ˮ ˯ ˰ ˱ ˲ ˳ ˴ ˵ ˶ ˷ ˸ ˹ ˺ ˻ ˼ ˽ ˾ ˿

§ ª º µ ¶ / © ® ™ ‰ Ω ∫ Δ,

# Basic & Extended Latin Characters

À Á Â Ã Ä Å Æ Ā Ḃ

Ç Ć Ĉ Ċ Ď Đ È É Ê Ë Ē Ĕ Ė Ě

Ì Í Î Ï Ī Ĭ Ĺ Ł Ń Ñ Ň Ò Ó Ô Õ Ö Ő Ő

Ø Œ Ŕ Ŗ Ś Š Ṣ Ṭ Ṭ Ù Ú Û Ü

Ŭ Ů Ű Ų Ý Ÿ Ž ž Ž Ɔ Ɔ

à á â ã ä å ā ḃ ç ć ĉ ċ đ è é ê ë ē ĕ ě ħ ì í î ï ï ĩ

ĺ ł ń ñ ñ ò ó ô õ ö ő ő ø œ ŕ ŗ ś š ṣ ṭ ṭ

ù ú û ü ū ŭ ŭ ý ŷ ž ž ž Ɔ Ɔ





to festoon

EMBLAZE OR EMBELLISH

Array

ORNAMENT

# Adorn Slab Serif

## BOLD

Adorn Slab Serif is available in Regular and Bold weights. Though these display fonts can also be used for body text, their uppercase mode shines, adding texture and style to a message. Adorn Slab Serifs are unique in the Adorn collection in that they are all mono-weights. They are perhaps more masculine in style than many of the other typefaces, with a touch of “retro,”—an historic reference with a contemporary spin. The option to use both upper and lower cases also affords a practicality.

# Hello Greetings and SALUTATIONS

EST. early 1800s  
slab serif fonts are also  
called mechanistic,  
square serif or Egyptian

## Font Specifications

### ADORN SLAB SERIF BOLD

Part of the Adorn family of fonts

### CHARACTERS:

294 characters per weight

### FONT FILES:

1 OpenType (.otf) file and 1 TrueType (.ttf) file

### AVAILABLE:

[LauraWorthingtonType.com](http://LauraWorthingtonType.com)

### OPENTYPE FAQ:

To access swashes, alternates, ornaments,  
and for any OpenType questions,  
go to [LauraWorthingtonType.com/faqs](http://LauraWorthingtonType.com/faqs)

### ORIGINAL RELEASE:

May 2014



## Standard Characters

A B C D E F G H I J K L M N

O P Q R S T U V W X Y Z

a b c d e f g h i j k l m n o p q r s t u v w x y z

0 1 2 3 4 5 6 7 8 9 <sup>1</sup>/<sub>2</sub> <sup>2</sup>/<sub>3</sub> <sup>1</sup>/<sub>4</sub> <sup>1</sup>/<sub>2</sub> <sup>3</sup>/<sub>4</sub>

! " # \$ % & ' ( ) \* , - . / : ; < > ? @ [ \ ] ^ \_ { | } ~ ¡ « » ¿

– — ‘ ’ , “ ” „ † ‡ • … ‹ › ¤ £ ¥ € f

### OTHER CHARACTERS

˘ ˙ ˚ ˇ ˛ ˜ ˝ ˞ ˟ ˠ ˡ ˢ ˣ ˤ ˥ ˦ ˧ ˨ ˩ ˪ ˫ ˬ ˭ ˮ ˯ ˰ ˱ ˲ ˳ ˴ ˵ ˶ ˷ ˸ ˹ ˺ ˻ ˼ ˽ ˾ ˿

§ ª º µ ¶ / © ® ™ % Ω ∫ Δ,

# Basic & Extended Latin Characters

À Á Â Ã Ä Å Ā Ă Ạ Æ

Ç Ć Ĉ Ď Đ È É Ê Ë Ě Ę

Ì Í Î Ï Ī Ĭ Ĺ Ł Ń Ñ Ň Ò Ó Ô Õ Ö Ő Ő

Ø Œ Ŕ Ŗ Ś Š Ŝ Ţ Ť Ù Ú Û Ü

Ů Ű Ū Ŭ Ý Ÿ Ž ž Ž Ɔ

à á â ã ä å ā ă ą æ ç ć ĉ đ è é ê ë ě ę ì í î ï ĩ ĭ

ĺ ł ń ñ ñ ò ó ô õ ö ő ö ø œ ŕ Ŗ ś š ŝ ŧ ť

ù ú û ü ū ŭ ů ú ý Ÿ ž ž ž Ɔ Ɔ ǫ



to festoon

EMBLAZE OR EMBELLISH

Array

ORNAMENT

# ADORN SERIF

Adorn Serif breaks free from the slick and overly polished stock. Leaning toward a handmade authenticity, the letterforms were originally drawn by hand, and Worthington accentuates their irregularities and organic look in her design choices.



HELLO  
GREETINGS  
-AND-  
SALUTATIONS

SERIFS ORIGINATED IN THE LATIN  
ALPHABET WITH INSCRIPTIONAL  
LETTERING—WORDS CARVED INTO  
STONE IN ROMAN ANTIQUITY.

## FONT SPECIFICATIONS

### ADORN SERIF

Part of the Adorn family of fonts

### CHARACTERS:

204 characters

### FONT FILES:

1 OpenType (.otf) file and 1 TrueType (.ttf) file

**AVAILABLE:** [LauraWorthingtonType.com](http://LauraWorthingtonType.com)

### OPENTYPE FAQ:

To access swashes, alternates, ornaments,  
and for any OpenType questions,  
go to [LauraWorthingtonType.com/faqs](http://LauraWorthingtonType.com/faqs)

### ORIGINAL RELEASE:

May 2014





# STANDARD CHARACTERS

A B C D E F G H I J K L M N

O P Q R S T U V W X Y Z

A B C D E F G H I J K L M N O P Q R S T U V W X Y Z

0 1 2 3 4 5 6 7 8 9 1 2 3 1/4 1/2 3/4

! " # \$ % & ' ( ) \* , - . / : ; < > ? @ [ \ ] ^ \_ { | } ~ ¡ « » ¿

- - ‘ ’ , “ ” „ † ‡ · … < > © £ ¥ € f

## OTHER CHARACTERS

ˆ ˇ ˘ ˙ ˚ ˛ ˜ ˝ ° = + × ÷ - ± · ≈ ≠ ≤ ≥ †

§ ª º µ ¶ / © ® ™ ‰ Ω ∫ Δ,



# BASIC & EXTENDED LATIN CHARACTERS

À Á Â Ã Ä Å Ā Ă Ȧ Æ

Ç Ć Č Ď Đ È É Ê Ë Ē Ě Ę

Ì Í Î Ï Ī Ĭ Ĺ Ł Ń Ñ Ň Ò Ó Ô Õ Ö Ō

Ŏ Ő Ø Œ Ŕ Ŗ Ś Š Ŝ Ṭ Ṫ Ù Ú Û Ü

Ŭ Ū Ŭ Ů Ÿ Ź Ż Ź Ɔ Ƀ

À Á Â Ã Ä Å Ā Ă Ȧ Æ Ç Ć Č Ď È É Ê Ë Ē Ě Ę Ì Í Î Ï Ī Ĭ

Ĺ Ł Ń Ñ Ň Ò Ó Ô Õ Ö Ō Ŏ Ő Ø Œ Ŕ Ŗ Ś Š Ŝ Ṭ Ṫ

Ù Ú Û Ü Ŭ Ū Ŭ Ů Ÿ Ź Ż Ź Ɔ Ƀ



TO FESTOON

EMBLAZE OR EMBELLISH

ARRAY

ORNAMENT

# Adorn Roman

Adorn Roman is both a display and text typeface marked by its traditional calligraphic hand. Technically it is a humanist sans, with tapering stems and high contrast in its thicks and thins. It was created with a chisel-edged calligraphy pen, and even digitized it has the look of what a designer might create with a calligraphic tool. With more texture and character than you'd typically find in body text, it brings a softer, warmer look for small groupings of words. The lowercase adds a practicality to the collection with its ability to convey information without straining the eye.



# Hello Greetings and Salutations

Adorn Roman is both a display and text typeface marked by its traditional calligraphic hand

## Font Specifications

### ADORN ROMAN

Part of the Adorn family of fonts

### CHARACTERS:

294 characters

### FONT FILES:

1 OpenType (.otf) file and 1 TrueType (.ttf) file

### AVAILABLE:

[LauraWorthingtonType.com](http://LauraWorthingtonType.com)

### OPENTYPE FAQ:

To access swashes, alternates, ornaments, and for any OpenType questions, go to [LauraWorthingtonType.com/faqs](http://LauraWorthingtonType.com/faqs)

### ORIGINAL RELEASE:

May 2014





# Basic & Extended Latin Characters

À Á Â Ã Ä Å Ā Ă Ȧ Æ  
Ç Ć Č Ď Đ È É Ê Ë Ē Ě Ę  
Ì Í Î Ï Ĭ Ĺ Ł Ń Ñ Ň Ò Ó Ô Õ Ö Ő Ő  
Œ Ø Œ Ŕ Ŗ Ś Ŝ Ş Ţ Ť Ù Ú Û Ü  
Ů Ű Ú Ŭ Ÿ Ÿ Ž ž Ž Þ ß

à á â ã ä å ā ă ȧ æ ç ć č ď ð è é ê ë ē ě ę ì í î ï ĭ ĺ ł ń ñ ñ ò ó ô õ ö ő ő ø œ ŕ Ŗ ś ŝ ş ŧ ť  
ù ú û ü ū ŭ ů ŷ ŷ ž ž ž þ ð



to festoon

Emblaze or EMBELLISH

Array

ORNAMENT



Adorn  Solo

Adorn Solo is a fresh and airy monogram font. Simply type in a lowercase letter and your monogram is finished! These monograms were carefully wrought: each combination of letters is a revelation of complex crafting, with no collisions or overlaps. Despite their intricacy and detail, these are not your grandmother's monograms. They are modern and bursting with personality. Worthington sketched them in pencil, then used a fountain pen for contrast and detail before

digitization. Graphic designers will have their own uses for these; DIYers will see a takeoff point for jewelry, cards, invitations, rubber stamps—an endless source for personalizing and elevating the everyday, the special gathering, or a handmade creation. Up to 250 tangible products may be made for personal or commercial use with a one-user license.





HENRIKSSON  
COLLECTION

## Font Specifications

**ADORN SOLO**

Part of the Adorn family of fonts

**CHARACTERS:**

26 characters

**FONT FILES:**

1 OpenType (.otf) file and 1 TrueType (.ttf) file

**AVAILABLE:**

[LauraWorthingtonType.com](http://LauraWorthingtonType.com)

**OPENTYPE FAQ:**

To access swashes, alternates, ornaments,  
and for any OpenType questions,  
go to [LauraWorthingtonType.com/faqs](http://LauraWorthingtonType.com/faqs)

**ORIGINAL RELEASE:**

May 2014



## Adorn Solo Monograms Instructions

Simply type in the lowercase letter of your choice and your single-letter monogram will be complete!

Eg. For a monogrammed G, type a lowercase 'g'.

### Characters:

A B C D E F G H I

J K L M N O P Q R

S T U V W X Y Z



ADORN SOLO · CHARACTERS

---



Adorn  Duo

Adorn Duo is a monogram font, calligraphic and blossoming before your eyes. Simply type in the lowercase/uppercase letters and your monogram is finished! These monograms were carefully wrought: each combination of letters is a revelation of complex crafting, with no collisions or overlaps. Despite their intricacy and detail, these are not your grandmother's monograms. They are modern and bursting with personality. Worthington sketched

them in pencil, then used a fountain pen for contrast and detail before digitization. Graphic designers will have their own uses for these; DIYers will see a takeoff point for jewelry, cards, invitations, rubber stamps— an endless source for personalizing and elevating the everyday, the special gathering, or a handmade creation. Up to 250 tangible products may be made for personal or commercial use with a one-user license.





## Font Specifications

### ADORN DUO

Part of the Adorn family of fonts

### CHARACTERS:

52 characters

### FONT FILES:

1 OpenType (.otf) file and 1 TrueType (.ttf) file

### AVAILABLE:

[LauraWorthingtonType.com](http://LauraWorthingtonType.com)

### OPENTYPE FAQ:

To access swashes, alternates, ornaments,  
and for any OpenType questions,  
go to [LauraWorthingtonType.com/faqs](http://LauraWorthingtonType.com/faqs)

### ORIGINAL RELEASE:

May 2014



## Adorn Duo Monograms Instructions

Adorn Duo Monograms are programmed to work automatically through the ligature feature which is activated by default in most applications and web browsers. However, if this feature is not enabled or available, you will need to set the monogram by hand.

For the left letter, simply type in a lowercase letter followed by an uppercase letter and your monogram will be complete!

Eg. Type a lowercase 'a' ...



... followed by an uppercase 'B'.



### Characters:


A B C D E F G H I  
J K L M N O P Q R  
S T U V W X Y Z







Left



Right

A

B

C

D

E

F

G

H

I

J

K

L

M

N

O

P

Q

R

S

T

U

V

W

X

Y

Z

Adorn  Trio

Adorn Trio is a monogram font, dense and rich with detail, the center letter carrying a hint of art nouveau. Simply type in the lowercase letters and your monogram is finished! These monograms were carefully wrought: each combination of letters is a revelation of complex crafting, with no collisions or overlaps. Despite their intricacy and detail, these are not your grandmother's monograms. They are modern and bursting with personality. Worthington sketched

them in pencil, then used a fountain pen for contrast and detail before digitization. Graphic designers will have their own uses for these; DIYers will see a takeoff point for jewelry, cards, invitations, rubber stamps— an endless source for personalizing and elevating the everyday, the special gathering, or a handmade creation. Up to 250 tangible products may be made for personal or commercial use with a one-user license.





Lauren & Daniel

*Jones*

## Font Specifications

**ADORN TRIO**

Part of the Adorn family of fonts

**CHARACTERS:**

78 characters

**FONT FILES:**

1 OpenType (.otf) file and 1 TrueType (.ttf) file

**AVAILABLE:**

[LauraWorthingtonType.com](http://LauraWorthingtonType.com)

**OPENTYPE FAQ:**

To access swashes, alternates, ornaments,  
and for any OpenType questions,  
go to [LauraWorthingtonType.com/faqs](http://LauraWorthingtonType.com/faqs)

**ORIGINAL RELEASE:**

May 2014



## Adorn Trio Monograms Instructions

Adorn Duo Monograms are programmed to work automatically through the ligature feature which is activated by default in most applications and web browsers. If the monogram isn't displaying correctly after typing in your three letters, check to be sure that the ligature feature is on. If you cannot find how to activate this feature or it is not available, you will need to set the monogram by hand.

For the left letter, simply type in a lowercase letter for the left portion of the monogram, followed by an uppercase letter for the middle portion of the monogram. For the right portion of the monogram, the glyphs are set as alternate letterforms.

If you have Adobe Illustrator or InDesign, you may find these in the glyphs panel, under **TYPE** in the menu bar of the application. If you do not have Illustrator or InDesign, please refer to the guide on accessing alternates, available on the **FAQs** page of my website at: <http://LauraWorthingtontype.com/faqs/>



### Characters:

A B C D E F G H I  
J K L M N O P Q R  
S T U V W X Y Z &

### Monogram Etiquette:

The first, or left letter should be initial of your first name. The middle letter is the initial of your last name. The right letter is the initial of your middle name.

## Example using the name Alice B. Charles :

1. First, type a lowercase 'a' ...



... 2. Next, type an uppercase 'C'.



... 3. Finish by typing  
a lowercase letter 'b'.





Left




Middle





ADORN TRIO · CHARACTERS

---



Right

A B C D E F G H I J

K L M N O P Q R S T

U V W X Y Z

# ADORN CATCHWORDS

Twenty-one Adorn Catchwords, all custom hand-lettered using a fountain pen calligraphic technique, provide a stunning way to display frequently used words, such as prepositions, to connect factual information or simply to bridge the gap between a lavish script and a hard-working display font.



The  
4<sup>th</sup>  
Dr.

## FONT SPECIFICATIONS

### ADORN CATCHWORDS

Part of the Adorn family of fonts

### CHARACTERS:

21 characters

### FONT FILES:

1 OpenType (.otf) file and 1 TrueType (.ttf) file

### AVAILABLE:

[LauraWorthingtonType.com](http://LauraWorthingtonType.com)

### OPENTYPE FAQ:

To access swashes, alternates, ornaments,  
and for any OpenType questions,  
go to [LauraWorthingtonType.com/faqs](http://LauraWorthingtonType.com/faqs)

### ORIGINAL RELEASE:

May 2014



Mr.

A

Mrs.

B

Ms.

C

Dr.

D

Rsvp

E

Save  
the  
Date

F

To:

G

From:

H

No.

I

and

J

of

K

by

L

for

M

on

N

at

O

with

P

The

Q

st

R

no

S

rd





T

th

U



Twenty Adorn Banners, each with a mirrored image left and right element, are available, with a customized center that can be expanded to encapsulate a message or heading of any width. Whether the design requires something sophisticated, flowery, or hand-drawn in appearance, or a structure that whispers in the background so the message itself is the star, Adorn Banners are marked by the same versatility as the rest of the collection.



## FONT SPECIFICATIONS

### ADORN BANNERS

Part of the Adorn family of fonts

### CHARACTERS:

117 characters

### FONT FILES:

1 OpenType (.otf) file and 1 TrueType (.ttf) file

### AVAILABLE:

[LauraWorthingtonType.com](http://LauraWorthingtonType.com)

### OPENTYPE FAQ:


To access swashes, alternates, ornaments, and for any OpenType questions, go to [LauraWorthingtonType.com/faqs](http://LauraWorthingtonType.com/faqs)

### ORIGINAL RELEASE:

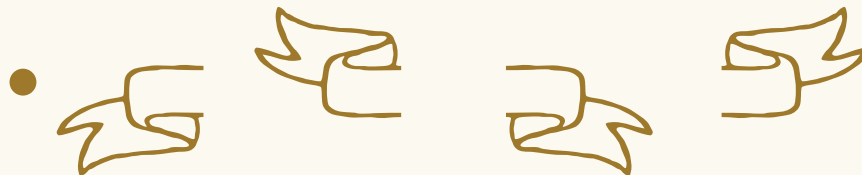
May 2014



End Pieces




! @ # \$



% ^ & \*



' " # :



( ) - =



, < . >



A B C D



E F G H



I J K L





M

N

O

P



Q

R

S

T



U

V

W

X



Y

y

Z

z



[

{

]

}



a

b

c

d



e

f

g

h




i


j


k

l



## Middle Pieces





# ADORN FRAMES

Adorn Frames is a highly customizable set of elements offering a multitude of approaches to creating frames of any width, height, and style. Use it for corner elements, borders, or to make an actual frame. Adorn Frames features twenty corner elements and nine sets of top, bottom, and side pieces, along with a detailed description in the User's Guide on how to construct the frames. Side pieces include scalloped edges and other options with personality, along with classic straight edges to form rectangles and squares.





## FONT SPECIFICATIONS

### ADORN FRAMES

Part of the Adorn family of fonts

### CHARACTERS:

117 characters

### FONT FILES:

1 OpenType (.otf) file and 1 TrueType (.ttf) file

### AVAILABLE:

[LauraWorthingtonType.com](http://LauraWorthingtonType.com)

### OPENTYPE FAQ:


To access swashes, alternates, ornaments,  
and for any OpenType questions,  
go to [LauraWorthingtonType.com/faqs](http://LauraWorthingtonType.com/faqs)

### ORIGINAL RELEASE:

May 2014



## Create your own custom borders using one of two easy methods!



### TIP:

You may adjust the height of the frame by decreasing leading, and the width of the frame by decreasing kerning.



### Setting the Stage

- Create a new layer for your border. If you are designing in Illustrator, open the character panel and uncheck fractional widths from the dropdown menu.
- Create a new text frame the size of the border that you want to create (InDesign, Illustrator) or click anywhere to start a text frame (Illustrator).
- Click in the text frame and choose Adorn Frames from the font drop-down menu. Note: Adorn Frames may appear as a set of borders rather than the font name in the font dropdown menu.



Method 1

Using the glyph panel  
to create borders

1. Open the glyphs panel and select the top left border corner. Double-click to insert the corner. Next, select the right top corner and insert it. Hit Enter on the keyboard. Repeat this step using the bottom left and right corners.
2. Highlight the border pieces and adjust the font size until it has the thickness you want, then adjust the leading to be the same size as the font. E.g., if your font is 48 pt, your leading should be 48 pt.
3. Place your cursor between the top left and right corner pieces and insert a horizontal piece from the glyph menu. Do the same between the left and right bottom corners. Now, place your cursor on the right side of the top right corner and hit the Enter key. Select a vertical piece from the glyph menu to insert, then add vertical pieces to the right side of the border, adding spaces as necessary. Continue adding vertical and horizontal pieces until the border is the width and height that you want. When you have your border the way you like, lock the layer and create a new layer for the rest of your design.



## Method 2

### Using the Keyboard and OpenType to create borders

\*Troubleshooting tip for  
InDesign and Illustrator users:

If the borders aren't lining  
up properly, uncheck "fractional  
widths" in the Character panel.

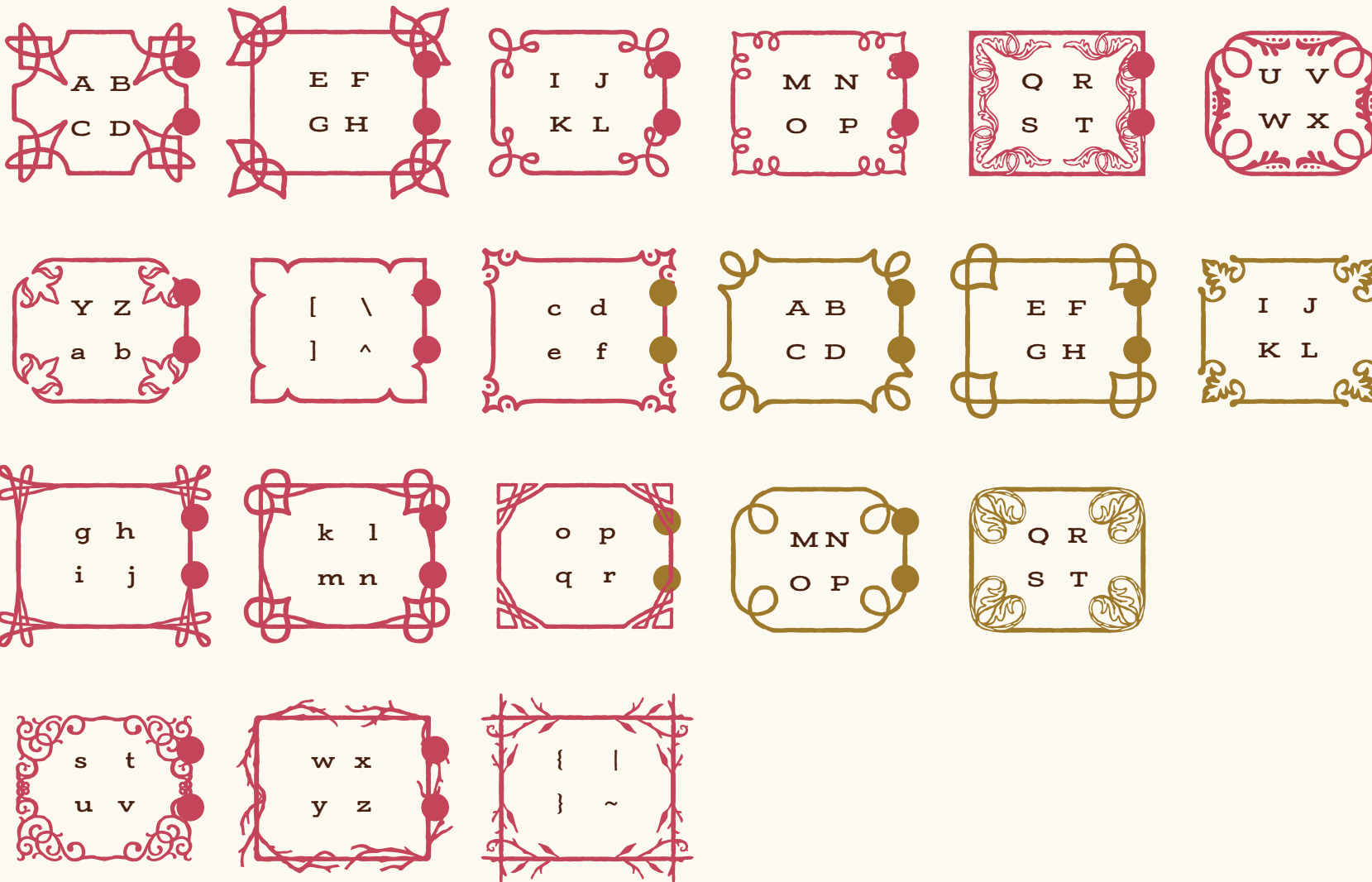
Locate the border corners that you want to use. From the Character panel (InDesign), click on the dropdown menu, select OpenType, then select Default Figure Style. Or, simply open the OpenType panel (Illustrator).

1. Type the letters/numbers/symbols for the top left and right border corners, hit Enter and type the letters/numbers/symbols for the bottom left and right corners. (E.g., AB [enter key] CD)
2. Highlight the border pieces and adjust the font size until it has the thickness you want, then adjust the leading to the same size as the font. E.g., if your font is 48 pt, your leading should be 48 pt. Note: in some programs, such as Microsoft Word, you won't need to adjust leading. If there are any gaps in the vertical frame pieces, set your line spacing to single in the Formatting Palette and/or in Paragraph Spacing, Before and After are set to zero.
3. Place your cursor between the top left and right corner pieces and type the letters/numbers/symbols for the horizontal piece. Do the same between the left and right bottom corners. Now, place your cursor on the right side of the top right corner and hit the Enter key. Type the letter/number/symbol of the vertical piece that you want on the left side of the border, then do the same to the right side, adding spaces as necessary. Continue adding vertical and horizontal pieces until the border is the width and height that you want.



# Corners

-  DEFAULT / BASIC LATIN
-  STYLISTIC ALTERNATES



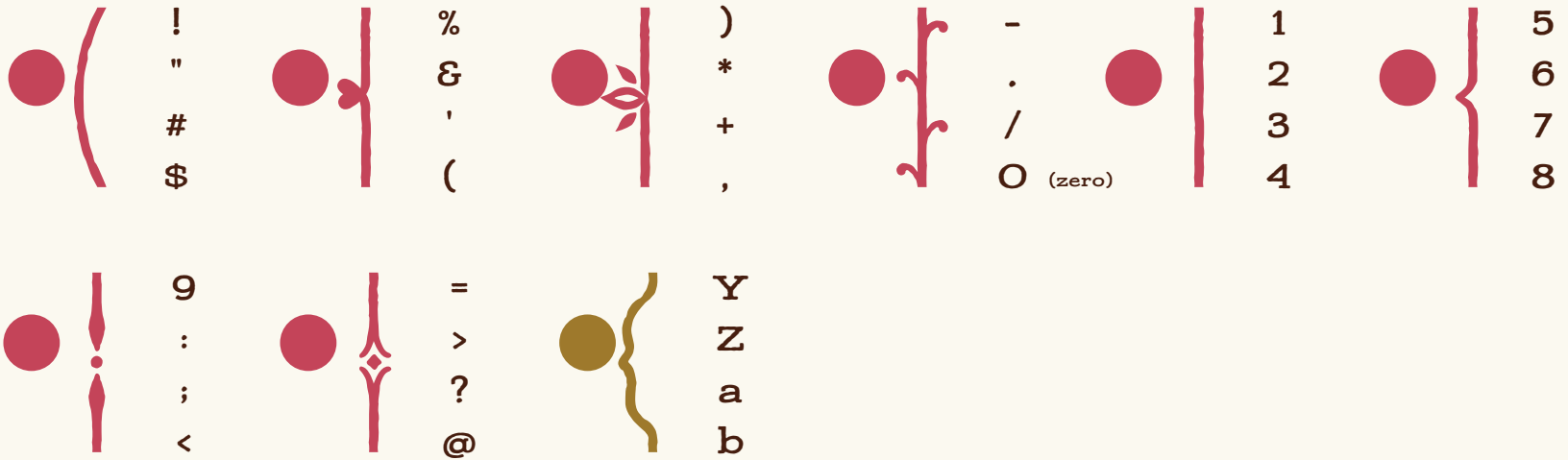


DEFAULT /  
BASIC LATIN

STYLISTIC  
ALTERNATES

Top  
Left  
Right  
Bottom

## Top, Bottom, Sides



# ADORN ORNAMENTS

In keeping with the spirit of the collection, Adorn Ornaments gift the designer with 130 unique ornamental illustrations. From works inspired by nature, to stunning wreaths, embellishments, rules, and iconic wedding symbols, Adorn Ornaments are meant to accompany the scripts, rather than restricting them to a theme. They dance from whimsical to modern to vintage looks, yet stay safely within the range of the spectrum that is appropriate for the style of the scripts.





## FONT SPECIFICATIONS

### ADORN ORNAMENTS

Part of the Adorn family of fonts

### CHARACTERS:

138 characters

### FONT FILES:

1 OpenType (.otf) file and 1 TrueType (.ttf) file

### AVAILABLE:

[LauraWorthingtonType.com](http://LauraWorthingtonType.com)

### OPENTYPE FAQ:

To access swashes, alternates, ornaments,  
and for any OpenType questions,  
go to [LauraWorthingtonType.com/faqs](http://LauraWorthingtonType.com/faqs)

### ORIGINAL RELEASE:

May 2014



ADORN ORNAMENTS · CHARACTERS



STANDARD/BASIC LATIN



STYLISTIC ALTERNATES



!



#



\$



%



&



(



)



\*



+



=



9



0

(zero)



-



;



1



2



3



4



5



6



7



8



/



.



A



B



C



D



,



z



?



F



G



H



I



J



K



L



M






STANDARD/BASIC LATIN



STYLISTIC ALTERNATES



N



O



P



E




Q



R



S



T



U



\_



V



W



X



Z



[



^



]



C



u



y



@



a



b



c



d



e



f



STANDARD/BASIC LATIN



STYLISTIC ALTERNATES



g



h



i



j



k



l



m



n



o



p



r



q



s



t



u



v



w





STANDARD/BASIC LATIN



STYLISTIC ALTERNATES



x



y



Y



a



b



C



D



E



F



G



c



t



T



h



r



e



k



i



W



d



s



j



J



N



q



K



g



B



ADORN ORNAMENTS · CHARACTERS



STANDARD/BASIC LATIN



STYLISTIC ALTERNATES



H



\



l



o



f



Y



S



L



I



R



l



m



n



o



p



A




U



V




M



P



Q



X

